

**Sri A.S.N.M. GOVERNMENT COLLEGE (A),
PALAKOL, W.G. Dt. – 534 260**

(Reaccredited by NAAC with “B” Grade and 2.61 CGPA)
(Affiliated to Adikavi Nannaya University, Rajahmahendravaram)

Department of Mathematics



Results Analysis For the Academic Year 2019-2020

DEPARTMENT RESULTS

2019-2020

I, III, V SEMISTER

CLASS WISE RESULTS

S.No	CLASS	PAPER	APPEARED	PASSED	PASS PERCENTAGE
1	I B.Sc (M.P.C)	I	27	27	100
2	I B.Sc (M.P.Cs)	I	27	24	88.88
3	I B.Sc (M.C.Cs)	I	9	9	100
4	II B.Sc (M.P.C)	III	26	26	100
5	II B.Sc (M.P.Cs)	III	25	24	96
6	III B.Sc (M.P.C.)	V	16	10	62.5
7	III B.Sc (M.P.Cs)	V	14	12	85
8	III B.Sc (M.P.C.)	VI	16	13	81
9	III B.Sc (M.P.Cs)	VI	14	07	50

DEPARTMENT RESULTS

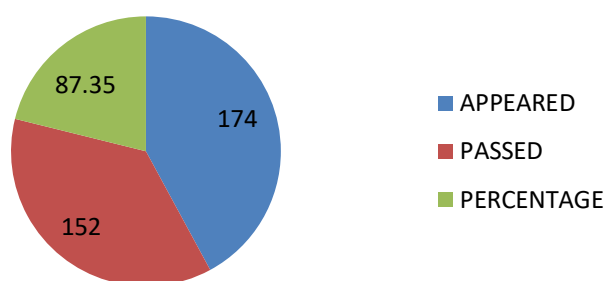
CLASS	PAPER	APPEARED	PASSED	PERCENTAGE
I B.Sc	I	63	60	95.23
II B.Sc	III	51	50	98
III B.Sc	V	30	22	73.33
III B.Sc	VI	30	20	66.66
TOTAL		174	152	87.35

2019-2020

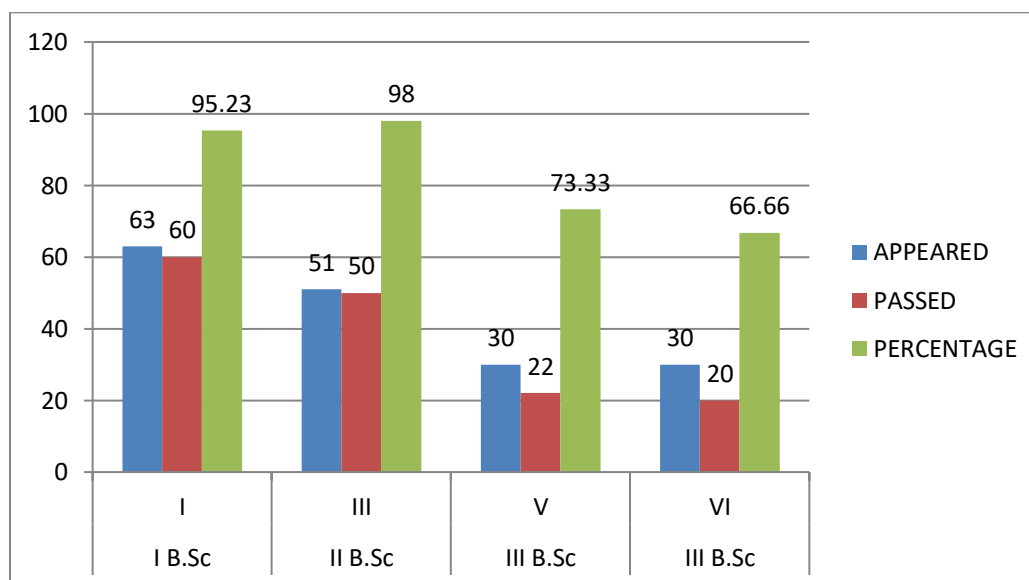
I, III, V SEMISTER

Name of the Lecturer: Sri. K.SIVA KRISHNA					
S.No	CLASS	PAPER	APPEARED	PASSED	PERCENTAGE
1	I B.Sc(MPC)	I	27	27	100
2	III B.Sc(MPC)	V	16	10	62.5
3	III B.Sc(MPC)	VI	16	13	81
TOTAL					
Name of the Lecturer: Sri. D.R.R.SUDHAKAR					
S.No	CLASS	PAPER	APPEARED	PASSED	PERCENTAGE
1	I B.Sc(M.P.Cs)	I	27	24	88.88
2	II B.Sc(MPC)	III	26	26	100
3	III B.Sc(MPCs)	V	14	12	85
TOTAL					
Name of the Lecturer: Kum. Sk.SONAM					
S.No	CLASS	PAPER	APPEARED	PASSED	PERCENTAGE
1	I B.Sc M.C.Cs)	I	9	9	100
2	II B.Sc(M.P.Cs)	III	25	24	96
3	III B.Sc.(M.PCs)	VI	14	07	50
TOTAL					

Department Results

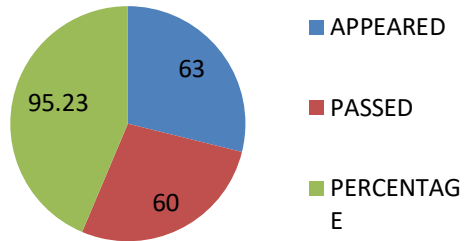


Class wise Results

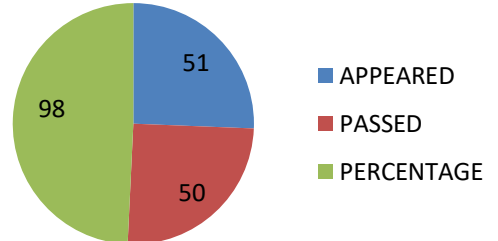


PAPERWISE RESULTS

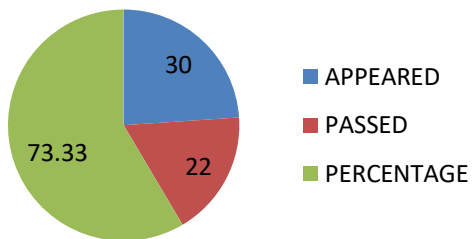
Paper I



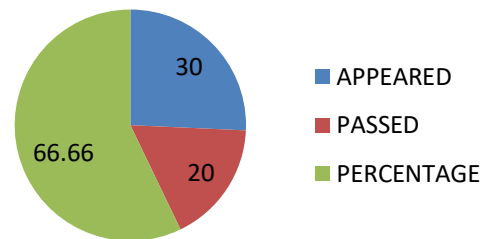
Paper III



Paper V



Paper VI



DEPARTMENT RESULTS

2019-2020

II, IV, VI SEMISTERS

CLASS WISE RESULTS

S.No	CLASS	PAPER	APPEARED	PASSED	PASS PERCENTAGE
1	I B.Sc (M.P.C)	II	27	25	92.5
2	I B.Sc (M.P.Cs)	II	25	19	76
3	I B.Sc (M.C.Cs)	II	9	5	55.55
4	II B.Sc (M.P.C)	IV	26	26	100
5	II B.Sc (M.P.Cs)	IV	25	22	88
6	III B.Sc.(M.P.C.)	Elective	15	15	100
7	III B.Sc.(M.P.Cs.)	Elective	14	14	100
8	III B.Sc	CL-1	11	10	91
9	III B.Sc	CL-2	11	11	100
10	III B.Sc	CL-3	11	11	100

DEPARTMENT RESULTS

CLASS	PAPER	APPEARED	PASSED	PERCENTAGE
I B.Sc	II	61	49	80.3
II B.Sc	IV	51	48	94.11
III B.Sc	ELECTIVE	29	29	100
III B.Sc	CLUSTER-I	11	10	91
III B.Sc	CLUSTER-II	11	11	100
III B.Sc	CLUSTER-III	11	11	100
TOTAL		174	158	90.8

2019-2020

II, IV, VI SEMISTERS

Name of the Lecturer : Sri. K.SIVA KRISHNA					
S.No	CLASS	PAPER	APPEARED	PASSED	PER %
1	I B.Sc(M.P.C)	II	27	25	92.5
2	III B.Sc (M.P.C) ELECTIVE	7B	15	15	100
3	CLUSTER-I	8B.1	11	10	91
TOTAL					
Name of the Lecturer : Sri. D.R.R.SUDHAKAR					
S.No	CLASS	PAPER	APPEARED	PASSED	PER %
1	I B.Sc(M.P.Cs)	II	25	19	76
2	II B.Sc (MPC)	IV	26	26	100
3	III B.Sc (M.P.Cs) ELECTIVE	7B	14	14	100
4	CLUSTER-II	8B.2	11	11	100
TOTAL					
Name of the Lecturer : Kum. Sk.SONAM					
S.No	CLASS	PAPER	APPEARED	PASSED	PER %
1	I B.Sc (M.C.Cs)	II	9	5	55.55
2	II B.Sc(M.P.Cs)	IV	25	22	88
3	CLUSTER-III	8B.3	11	11	100
TOTAL					

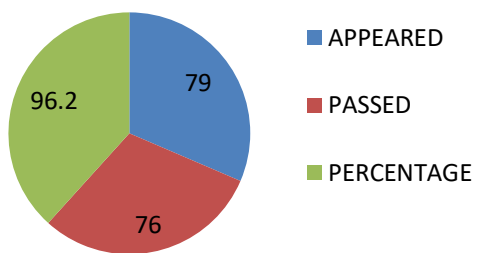
DEPARTMENT RESULTS

A pie chart titled 'DEPARTMENT RESULTS' showing the distribution of results. The chart is divided into three segments: a blue segment for 'APPEARED' with a value of 231, a red segment for 'PASSED' with a value of 220, and a green segment for 'PERCENTAGE' with a value of 95.24. A legend to the right of the chart identifies the colors: blue for APPEARED, red for PASSED, and green for PERCENTAGE.

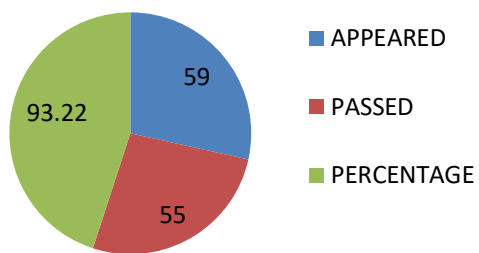
Category	Value
APPEARED	231
PASSED	220
PERCENTAGE	95.24



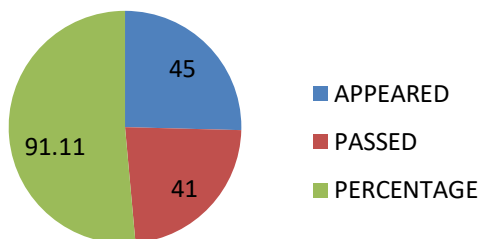
Paper II



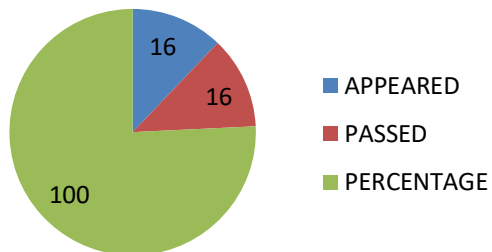
Paper IV



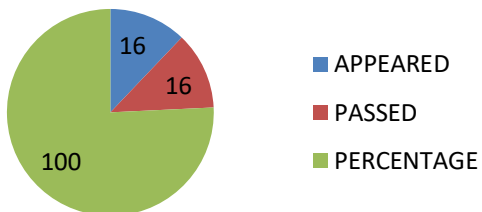
ELECTIVE



CLUSTER-I



CLUSTER-II



CLUSTER-III

